




# TITANIUM DIGITAL

Product Capability Guide

2024

 [www.titanium.com.au](http://www.titanium.com.au)

 Level 36, 1 Macquarie Place SYDNEY  
Level 19, 10 Eagle Street BRISBANE

 1300 885 100  
+61 2 9213 4777

 [solutions@titanium.com.au](mailto:solutions@titanium.com.au)


# Contents

|                                                     |       |
|-----------------------------------------------------|-------|
| 1. <a href="#">Integrated Product Suite</a>         | 3     |
| 2. Unitise – Funds Management                       |       |
| I. <a href="#">Overview</a>                         | 5     |
| II. <a href="#">Features</a>                        | 7     |
| III. <a href="#">Database Structure</a>             | 9     |
| IV. <a href="#">Sample Reports &amp; Statements</a> | 10-12 |
| V. <a href="#">Investor Portal</a>                  | 13    |
| VI. <a href="#">Digital Onboarding</a>              | 14    |
| 3. Infuse – Lending Management                      |       |
| I. <a href="#">Overview</a>                         | 16    |
| II. <a href="#">Loans</a>                           | 17    |
| III. <a href="#">Rentals and Leasing</a>            | 19    |
| 4. Balance – Deposit Management                     |       |
| I. <a href="#">Overview</a>                         | 21    |
| II. <a href="#">Deposit Management</a>              | 22    |
| 5. Compass – General Ledger                         |       |
| I. <a href="#">Overview</a>                         | 24    |
| II. <a href="#">Banking</a>                         | 25    |
| III. <a href="#">Creditors</a>                      | 26    |
| IV. <a href="#">Debtors</a>                         | 27    |
| V. <a href="#">Budgets</a>                          | 28    |
| VI. <a href="#">Financial Reporting</a>             | 29    |
| VII. <a href="#">GST Reporting</a>                  | 30    |
| 6. Assets                                           |       |
| I. <a href="#">Asset Management</a>                 | 32-33 |
| 7. Client Relationship Management                   |       |
| I. <a href="#">Overview</a>                         | 35    |



# Our Integrated Product Suite

Titanium Digital specialises in web-based software aimed at the rapidly evolving financial services industry. Our current suite integrates several systems resulting in one easy-to-manage platform.



**UNITISE**

**FUNDS MANAGEMENT**

# UNITISE

Funds management software for unlisted securities

At Titanium we believe the right software can be the cornerstone of your operation. Managing an investment registry can be a complex task, requiring you to meet several challenges head-on. These include but are not limited to:

- Dealing with “Big Data” efficiently
- Meeting compliance and regulation requirements like AIIIR, FATCA, CRS and GS007
- Providing regular reporting to stakeholders
- Ensuring customer service expectations are being met.

Unitise Funds Management Software does all of this and more in an easy-to-use platform. Host your database in-house or let us set up a completely web-based solution for secure access from any device.

We specialise in migrating funds currently operating on spreadsheets and managed funds currently outsourcing looking to return to in-house management.

Unitise is highly scalable and well suited to:

- Property Trusts and Syndicates
- Cash Management Funds
- Mortgage Funds
- Equity Funds
- Market Linked Investments
- Fixed Income Funds
- Any other type of unlisted security.

# UNITISE

## Investment Account Maintenance

**Navigation Menu**

- Unit Registry
  - Reports & Statements
  - Accounts
    - Search Accounts
    - Add Investment Account
  - Capital
  - Distributions
  - Units
  - ATO
  - Banking
  - Correspondence
  - Fee and Cost Disclosure
  - Term Deposits
  - Administration
  - Contacts

**Investment Account**

**Account Details**

Account Number: E00006

Account Name: ABC Pty Limited ATF The XYZ Super Fund

Beneficial Unit Holder: [Empty]

Account Opened: [Empty]

Dealer: [Empty]

Send Annual Report: No

Send Marketing Material: Yes - via

W-8BEN form on file: No

Monthly Savings Plan: No

Monthly Withdrawal: No

**Distribution Options**

Payment Method: EFT

Fixed Distribution: N/A

Custom Lodgement Reference: N/A

**Redemption Options**

Payment Method: EFT

**Investors**

| Contact Id | Name                                   | Signatory                |
|------------|----------------------------------------|--------------------------|
| 347799     | ABC Pty Limited ATF The XYZ Super Fund | <input type="checkbox"/> |

**Authorised Parties**

| Contact Id | Name               | Party Type                              |
|------------|--------------------|-----------------------------------------|
| 347798     | ABC Limited        | Trustee                                 |
| 347748     | Jones, Mary        | Beneficial Owner                        |
| 347745     | Smith, John Andrew | Beneficial Owner and Controlling Person |

**Investment Portfolio**

| Fund / Class                                 | Securities | Net Asset Value               |
|----------------------------------------------|------------|-------------------------------|
| 13 - Demo Property Fund 13                   | 495,000.00 | \$645,975.00 as at 30/06/2023 |
| 24 - Demo Fund 24 / Ordinary Units           | 107,836.00 | \$150,970.40 as at 30/09/2023 |
| 24 - Demo Fund 24 / Ordinary Units - Class 1 | 79,724.77  | \$143,504.59 as at 30/09/2023 |

682,560.77 | \$940,449.99

# UNITISE

## FEATURES

We continue to work closely with our clients in building a state of the art package. Please contact us for more detailed information on system features and capabilities.

### Core Features

- Applications, redemptions and off-market transfers
- Multiple unit classes per fund
- Distribution processing via ABA files
- Distribution reinvestments
- Capital calls and partly paid units
- Unit conversions and consolidations
- Data validation by authorised users
- Comprehensive user access control
- Built-in Customer Relationship Management System
- Built-in document management (paperless operation)
- Modern database design minimising data redundancy
- Bulk and ad-hoc emailing of statements and other correspondence
- Excel data export functions
- Dealer group management
- Flexible fund setup e.g. unit rounding and precision
- Unit pricing import facilities

### Statements & Letters

- Application acknowledgement letters
- Confirmation of investment letters
- Withdrawal confirmation letters
- Transfer confirmation statements
- Holding statements
- Distribution statements
- Market value statements
- Monthly / quarterly / semiannual statements
- Annual tax statements
- Capital call notices
- Unit certificates

### Regulatory Compliance

- Quarterly TFN/ABN Reports
- Annual Investment Income Reports
- TFN validity checking
- Tax withholding calculations
- FATCA Reporting
- CRS Reporting

### Reports

- Unit holder register
- Unit movement report
- Annual distribution report
- Accountants certificate summary
- Dealer rebate report
- Registry market value report
- Distribution audit report
- Payment audit report
- Withholding tax audit report
- Allotment report
- Redemption report

### Additional Modules

- Regular savings plans
- Regular withdrawals
- Bank deposit management
- Cheque printing and reconciliation
- Statement email out
- Loans register
- ICR calculator

# UNITISE

Unit Classes, Rates and Prices

The screenshot displays the TITANIUM UNITISE software interface. At the top, the menu bar includes 'System', 'View', 'Tools', 'Help', and the 'TITANIUM' logo. The main window is titled 'Unit Classes, Rates & Prices' and features a navigation menu on the left with categories like 'Unit Registry', 'Accounts', 'Capital', 'Distributions', 'Units', 'ATO', 'Banking', 'Correspondence', 'Fee and Cost Disclosure', 'Term Deposits', 'Administration', and 'Contacts'. The 'Unit Classes, Rates & Prices' section is active, showing a table of unit classes with columns for Class ID, Class Name, Currency Code, Currency Name, Unallocated Cash Interest Rate, and Created By. Below the table, the 'Ordinary Units - Class 1' section is visible, with tabs for 'Unit Balance Graph', 'Distribution Rates', 'Capital Return Rates', 'Issue Prices', 'Redemption Prices', 'Reinvestment Prices', 'Gross Asset Values', 'Net Asset Values', 'Franking Credits', 'Class Performance', and 'Asset Performance'. The 'Distribution Rates' tab is selected, showing a table of dates and distribution rates per closing unit, alongside a line graph titled 'Distribution Rate Per Unit' that plots the rate from July 2019 to July 2023.

| Class ID | Class Name          | Currency Code | Currency Name         | Unallocated Cash Interest Rate | Created By |
|----------|---------------------|---------------|-----------------------|--------------------------------|------------|
| 936      | Ordinary Units      | USD           | United States Dollars | 0.00 % p.a.                    | System     |
| 946      | Series B            | AUD           | Australian Dollars    | 0.00 % p.a.                    | System     |
| 947      | Property            | AUD           | Australian Dollars    | 0.00 % p.a.                    | System     |
| 948      | Equities            | AUD           | Australian Dollars    | 0.00 % p.a.                    | System     |
| 950      | Series A            | AUD           | Australian Dollars    | 0.00 % p.a.                    | System     |
| 937      | Series B - Jul 2018 | AUD           | Australian Dollars    | 0.00 % p.a.                    | System     |
| 939      | Loan Class C        | AUD           | Australian Dollars    | 0.00 % p.a.                    | System     |
| 940      | Loan Class D        | AUD           | Australian Dollars    | 0.00 % p.a.                    | System     |
| 941      | 3 Month @ 8.6%      | AUD           | Australian Dollars    | 0.00 % p.a.                    | System     |
| 943      | Class E             | AUD           | Australian Dollars    | 0.00 % p.a.                    | System     |
| 944      | Class F             | AUD           | Australian Dollars    | 0.00 % p.a.                    | System     |

| Date           | \$ Per Closing Unit |
|----------------|---------------------|
| September 2023 |                     |
| August 2023    |                     |
| July 2023      |                     |
| June 2023      |                     |
| May 2023       |                     |
| April 2023     |                     |
| March 2023     |                     |
| February 2023  |                     |
| January 2023   |                     |
| December 2022  |                     |
| November 2022  |                     |
| October 2022   |                     |
| September 2022 |                     |
| August 2022    |                     |
| July 2022      |                     |
| June 2022      |                     |



# UNITISE

## HIGH-LEVEL DATABASE STRUCTURE

Our team specialises in complex relational SQL database structures. Below is a high-level depiction of the data structure utilised in Unitise.



### CONTACTS (INVESTOR DATABASE)

- Email Addresses
- Personal References
- Phone Numbers
- Bank Accounts
- Addresses
- TFN/ABN



### UNIT HOLDER

Uniquely identified using a Holder Identification Number (HIN)



### UNIT HOLDING

Records of units held within funds and unit classes

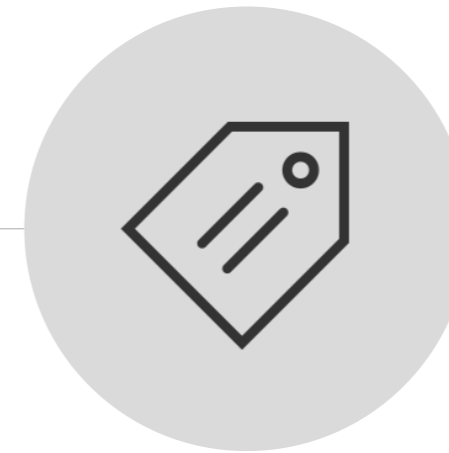
*Reporting to Tax Office:*

#### **Unit Transactions**

Allotments, Redemptions, Transfers etc.

#### **Distribution Transactions**

Distributions, Reinvestments etc.



### UNIT CLASSES

Each fund can be split into unit classes



### FUNDS

- Fund A
- Fund B
- Fund C

# UNITISE

## Sample Reports and Statements

Confirmation of Investment Letter

Redemption Confirmation Letter

### TITANIUM DIGITAL

16th October 2023

info@titaniumdigital.com.au

ABC Limited  
Level 36  
1 Test Street  
SYDNEY NSW 2000

Dear Robert,

**Demo Fund 24 - Series B - Account Number E00000**

Thank you for your application for Units in the Demo Fund 24 which has now been approved by \_\_\_\_\_ . Please find below the details of your investment.

|                     |                                                                                                  |
|---------------------|--------------------------------------------------------------------------------------------------|
| Application Amount  | \$100,000.00                                                                                     |
| Units Allocated     | 100,000.00                                                                                       |
| Unit Issue Price    | \$1.00                                                                                           |
| Account name        | ABC Limited                                                                                      |
| Address for notices | Level 36<br>1 Test Street<br>SYDNEY NSW 2000<br>Level 36<br>1 Macquarie Place<br>SYDNEY NSW 2000 |
| Email address       | info@titaniumdigital.com.au                                                                      |
| TFN/ABN Quoted      | Yes                                                                                              |
| Distributions       | EFT to bank account                                                                              |
| Bank A/C Name       | Test Bank Account                                                                                |
| BSB Number          | 112-879<br>123456789                                                                             |

Please advise us immediately should any of the above details be incorrect.

Yours Sincerely

[NAME]  
[POSITION]

[COMPANY NAME PTY LTD] | ABN: XX XXX XXX XXX

Level 1, 1 Test Street, Sydney, New South Wales, 2000  
T +61 2 1234 5678 F +61 2 1234 5678 E info@companyname.com.au

www.companywebsite.com.au

### TITANIUM DIGITAL

16th October 2023

info@titaniumdigital.com.au

ABC Limited  
Level 36  
1 Test Street  
SYDNEY NSW 2000

Dear Robert,

**Demo Fund 24 - Series B**

We confirm your redemption for the above mentioned fund has been processed and paid to your nominated account. Please find below the details of your redemption.

Account Name: ABC Limited  
Account Number: E00000

**Payment Instruction:**  
BSB:  
Account Number:  
Redemption Price: 1.00  
Units Redeemed: (10,000.00)  
Redemption Amount: \$10,000.00

Unit balance following this transaction: 100,000.00

Should you have any queries, please do not hesitate to contact us.

Yours sincerely,

[NAME]  
[POSITION]

[COMPANY NAME PTY LTD] | ABN: XX XXX XXX XXX

Level 1, 1 Test Street, Sydney, New South Wales, 2000  
T +61 2 1234 5678 F +61 2 1234 5678 E info@companyname.com.au

www.companywebsite.com.au

# UNITISE

## Sample Reports and Statements

### Holding Statement

## TITANIUM DIGITAL

info@titaniumdigital.com.au

ABC Limited  
Level 36  
1 Test Street  
SYDNEY NSW 2000

**Date of Issue** 16/10/2023  
**Period Start Date** 01/09/2023  
**Period End Date** 30/09/2023  
**Account Number** E00000  
**Currency** Australian Dollars

### HOLDING STATEMENT

#### Demo Fund 24 Series B

Account Name: ABC Limited

#### TRANSACTIONS

| Date       | Description                                                        | Initial Deposit | Funds Received Date | Movement Quantity | Holding Balance |
|------------|--------------------------------------------------------------------|-----------------|---------------------|-------------------|-----------------|
| 01/09/2023 | Opening Balance                                                    |                 |                     |                   | 100,000.00      |
| 06/09/2023 | Transfer - Unit Transfer                                           | (\$20,000.00)   |                     | (20,000.00)       | 80,000.00       |
| 19/09/2023 | Redemption - Conversion to Demo Fund 24 - Ordinary Units - Class 1 | \$15,000.00     |                     | (15,000.00)       | 65,000.00       |
| 28/09/2023 | Redemption - Unit Redemption                                       | \$10,000.00     |                     | (10,000.00)       | 55,000.00       |
| 29/09/2023 | Allotment                                                          | \$10,000.00     |                     | 10,000.00         | 65,000.00       |
| 30/09/2023 | Closing Balance                                                    |                 |                     |                   | 65,000.00       |

The information on this statement is being provided solely for the benefit of the investor to whom this statement is addressed and is not intended to be relied upon by any third party. If you are not the intended recipient, please delete and destroy all copies in your possession and notify the sender that you have received this statement in error. This is not an offer to sell any securities or solicitation to buy any securities. The information being provided is estimated and unaudited. For more information or further inquiries, please contact [Your Company Name Here].

[COMPANY NAME PTY LTD] | ABN: XX XXX XXX XXX

Level 1, 1 Test Street, Sydney, New South Wales, 2000  
T +61 2 1234 5678 F +61 2 1234 5678 E info@companyname.com.au

www.companywebsite.com.au

### Distribution Statement

## TITANIUM DIGITAL

info@titaniumdigital.com.au

ABC Limited  
Level 36  
1 Test Street  
SYDNEY NSW 2000

**Date of Issue** 16/10/2023  
**Period Start Date** 01/09/2023  
**Period End Date** 30/09/2023  
**Account Number** E00000  
**Currency** Australian Dollars  
**Payment Date** 03/10/2023

### DISTRIBUTION STATEMENT

#### Demo Fund 24 Series B

Account Name: ABC Limited

#### DISTRIBUTIONS

| Record Date | Description  | Distribution Rate (CPU) | Holding Balance | Gross Distribution | Tax Withheld | Net Distribution |
|-------------|--------------|-------------------------|-----------------|--------------------|--------------|------------------|
| 30/09/2023  | Distribution | 1.00                    | 65,000.00       | \$650.00           | \$305.00     | \$345.00         |
|             |              |                         |                 | \$650.00           | \$305.00     | \$345.00         |

#### PAYMENT INSTRUCTIONS

BSB: 112-879  
Account Number: XXX XXX 789

The information on this statement is being provided solely for the benefit of the investor to whom this statement is addressed and is not intended to be relied upon by any third party. If you are not the intended recipient, please delete and destroy all copies in your possession and notify the sender that you have received this statement in error. This is not an offer to sell any securities or solicitation to buy any securities. The information being provided is estimated and unaudited. For more information or further inquiries, please contact [Your Company Name Here].

[COMPANY NAME PTY LTD] | ABN: XX XXX XXX XXX

Level 1, 1 Test Street, Sydney, New South Wales, 2000  
T +61 2 1234 5678 F +61 2 1234 5678 E info@companyname.com.au

www.companywebsite.com.au

# UNITISE

## Sample Reports and Statements

Annual Tax Statement – Page 1

### TITANIUM DIGITAL

ABC Limited  
Level 36  
1 Test Street  
SYDNEY NSW 2000

#### Demo Fund 24 AMIT Member Annual Statement For The Year Ended 30 June 2023

#### PART A: YOUR DETAILS

| RECORD                               | DETAILS ON FILE |
|--------------------------------------|-----------------|
| Account Name                         | ABC Limited     |
| Account Number                       | E00000          |
| You are recorded as being a          | Corporation     |
| Australian tax file number (TFN)     | Not Provided    |
| Country of residence at 30 June 2023 | Australia       |

#### PART B: SUMMARY OF 2023 TAX RETURN (SUPPLEMENTARY SECTION) ITEMS

| TAX RETURN (SUPPLEMENTARY SECTION)                                                                         | AMOUNT (\$) | TAX RETURN LABEL |
|------------------------------------------------------------------------------------------------------------|-------------|------------------|
| Share of net income from trusts, less net capital gains, foreign income and franked distributions          | 0.00        | 13U              |
| Franked distributions from trusts                                                                          | 0.00        | 13C              |
| Other deductions relating to non primary production income                                                 | 0.00        | 13Y              |
| Franking credits                                                                                           | 0.00        | 13Q              |
| Share of credit for tax file number amounts withheld from interest, dividends and unit trust distributions | 2,257.00    | 13R              |
| Share of credit for foreign resident withholding amounts (excluding capital gains)                         | 0.00        | 13A              |
| Net capital gain                                                                                           | 0.00        | 18A              |
| Total current year capital gains                                                                           | 0.00        | 18H              |
| Assessable foreign source income                                                                           | 0.00        | 20E              |
| Other net foreign source income                                                                            | 0.00        | 20M              |
| Foreign income tax offsets                                                                                 | 0.00        | 20O              |

PLEASE RETAIN THIS STATEMENT FOR INCOME TAX PURPOSES

Annual Tax Statement – Page 2

#### PART C: COMPONENTS OF DISTRIBUTION

| COMPONENTS OF DISTRIBUTION                              | CASH DISTRIBUTION (\$) | TAX PAID OR FRANKING CREDIT (GROSSED UP) (\$) | ATTRIBUTION (\$) | OTHER AMOUNT (\$) | TAX RETURN LABEL |
|---------------------------------------------------------|------------------------|-----------------------------------------------|------------------|-------------------|------------------|
| <b>AUSTRALIAN INCOME</b>                                |                        |                                               |                  |                   |                  |
| Interest                                                | 4,810.96               |                                               | 0.00             |                   |                  |
| Dividends                                               | 0.00                   |                                               | 0.00             |                   |                  |
| Dividends: unfranked amount declared to be CFI          | 0.00                   |                                               | 0.00             |                   |                  |
| Dividends: unfranked amount not declared to be CFI      | 0.00                   |                                               | 0.00             |                   |                  |
| Dividends: Less LIC capital gain deduction              | 0.00                   |                                               | 0.00             |                   |                  |
| Other Income                                            | 0.00                   |                                               | 0.00             |                   |                  |
| NCMI - Non Primary Production                           | 0.00                   |                                               | 0.00             |                   |                  |
| Excluded from NCMI - Non Primary Production             | 0.00                   |                                               | 0.00             |                   |                  |
| Less other allowable trust deductions                   | 0.00                   |                                               | 0.00             |                   |                  |
| <b>Non primary production income (A)</b>                | <b>4,810.96</b>        |                                               | <b>0.00</b>      |                   | 13U              |
| <b>Dividends - franked (X)</b>                          | <b>0.00</b>            | <b>0.00</b>                                   | <b>0.00</b>      |                   | 13C/13Q          |
| <b>CAPITAL GAINS</b>                                    |                        |                                               |                  |                   |                  |
| FOREIGN INCOME TAX OFFSET                               |                        |                                               |                  |                   |                  |
| Capital gains discount: Taxable Australian property     | 0.00                   | 0                                             | 0.00             |                   |                  |
| Capital gains discount: Non-Taxable Australian property | 0.00                   | 0                                             | 0.00             |                   |                  |
| Capital gains other: Taxable Australian property        | 0.00                   | 0                                             | 0.00             |                   |                  |
| Capital gains other: Non-Taxable Australian property    | 0.00                   | 0                                             | 0.00             |                   |                  |
| NCMI Capital Gains                                      | 0.00                   | 0                                             | 0.00             |                   |                  |
| Excluded from NCMI Capital Gains                        | 0.00                   | 0                                             | 0.00             |                   |                  |
| <b>Net capital gains</b>                                | <b>0.00</b>            |                                               | <b>0.00</b>      |                   | 18A              |
| AMIT CGT gross up amount                                |                        |                                               | 0.00             |                   |                  |
| Other capital gains distribution                        | 0.00                   |                                               | 0.00             |                   |                  |
| <b>Total current year capital gains (B)</b>             | <b>0.00</b>            |                                               | <b>0.00</b>      |                   | 18H              |
| <b>FOREIGN INCOME</b>                                   |                        |                                               |                  |                   |                  |
| Other net foreign income                                | 0.00                   | 0.00                                          | 0.00             |                   | 20M/20O          |
| Assessable foreign source income                        | 0.00                   | 0.00                                          | 0.00             |                   | 20E              |
| <b>Total Foreign income (C)</b>                         | <b>0.00</b>            | <b>0.00</b>                                   | <b>0.00</b>      |                   |                  |
| <b>Cash distribution sub-total (A + X + B + C)</b>      | <b>4,810.96</b>        |                                               |                  |                   |                  |
| <b>TAX OFFSETS</b>                                      |                        |                                               |                  |                   |                  |
| Franking credit tax offset                              |                        | 0.00                                          |                  |                   | 13Q              |
| Foreign income tax offset                               |                        | 0.00                                          |                  |                   | 20O              |
| <b>Total tax offsets (D)</b>                            |                        | <b>0.00</b>                                   |                  |                   |                  |
| <b>OTHER NON-ASSESSABLE AMOUNTS</b>                     |                        |                                               |                  |                   |                  |
| Net exempt income                                       | 0.00                   |                                               | 0.00             |                   |                  |
| Non-assessable non exempt amount (E)                    | 0.00                   |                                               | 0.00             |                   |                  |
| Other non-attributable amounts                          | 0.00                   |                                               | 0.00             |                   |                  |
| Return of Capital                                       | 0.00                   |                                               | 0.00             |                   |                  |
| <b>Gross cash distribution (F)</b>                      | <b>4,810.96</b>        |                                               |                  | <b>4,810.96</b>   |                  |
| <b>AMIT cost base net amount - excess (decrease)</b>    |                        |                                               |                  | <b>0.00</b>       |                  |
| <b>AMIT cost base net amount - shortfall (increase)</b> |                        |                                               |                  | <b>0.00</b>       |                  |
| <b>OTHER DEDUCTIONS FROM DISTRIBUTION</b>               |                        |                                               |                  |                   |                  |
| Less: TFN amounts withheld                              | 2,257.00               |                                               |                  |                   | 13R              |
| Less: Non-resident amounts withheld                     | 0.00                   |                                               |                  |                   | 13A              |
| Less: Other expenses                                    | 0.00                   |                                               |                  |                   | 13Y              |
| <b>Net cash distribution</b>                            | <b>2,553.96</b>        |                                               |                  |                   |                  |

PLEASE RETAIN THIS STATEMENT FOR INCOME TAX PURPOSES

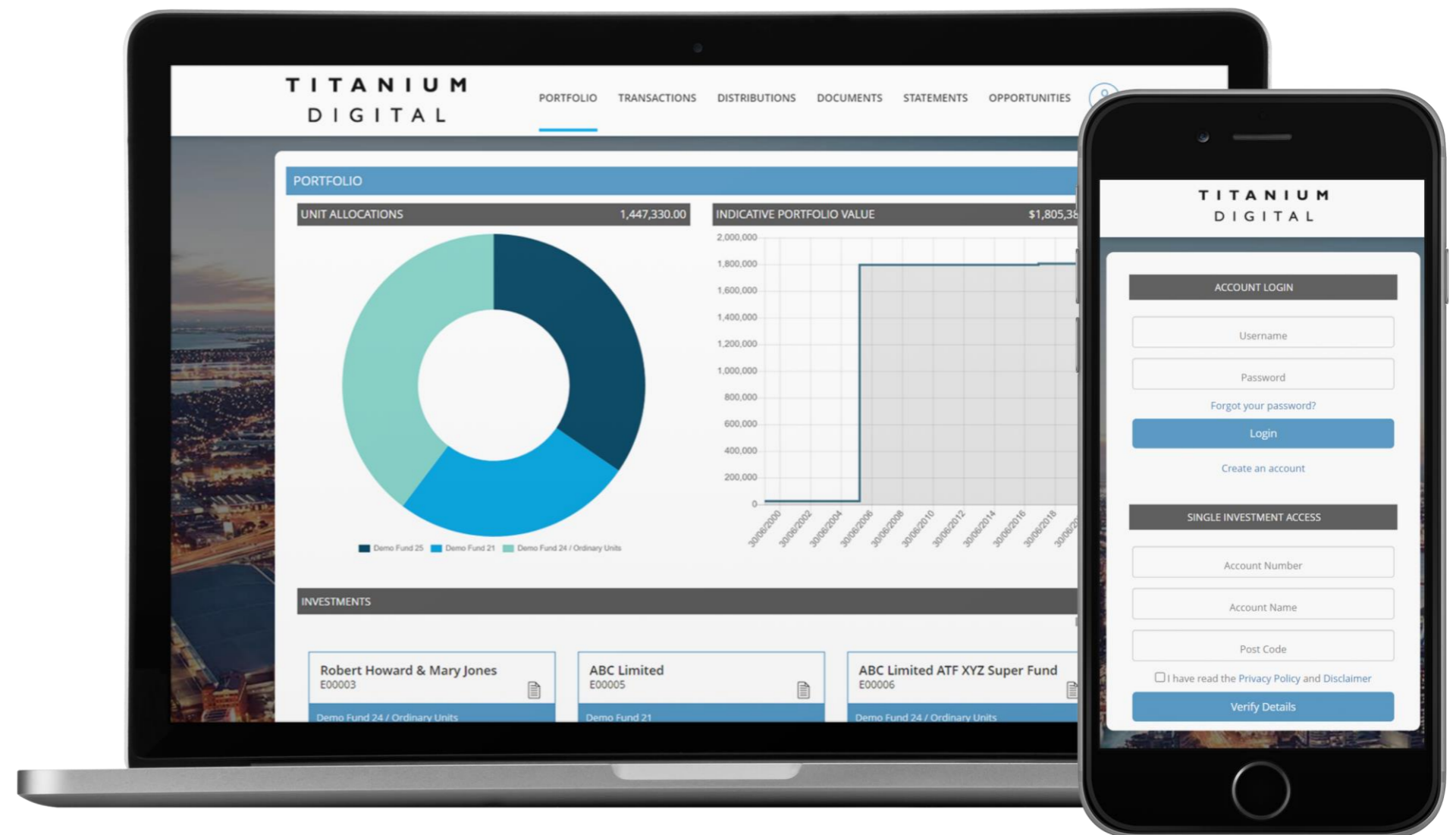
# INVESTOR PORTAL

Reduce Your Operating Expenses

Our Investor Portal allows your investors, advisers and brokers to conveniently view and maintain their investments online.

Offered as a completely white-labelled product, we're able to incorporate your branding into the portal to ensure it fits well within your existing website while installing it so that it is accessible from <https://invest.yourdomainname.com.au> (or the like).

- Access one or multiple investments concurrently
- View/Update contact details
- View Unit Transactions
- View Distributions, Tax Withholding and Payments
- Download relevant periodic statements in PDF
- Access registry forms
- Customisable Privacy Policy and Disclaimer



# DIGITAL ONBOARDING

Real-time AML/KYC Verification and Online Investment Application

Our comprehensive digital onboarding solution provides for online applications in both retail and wholesale environments. Applications are processed straight-through to Unitise, reducing the load placed on your admin staff and ultimately reducing operational costs. This methodology also assists in reducing the potential for errors and omissions.

Real-time AML/KYC verification is seamlessly integrated, providing immediate results and eliminating the need for the investor to provide certified copies of their identity documents.

- Caters to new and existing investors
- Out-of-the-box AML/KYC processes
- Electronic ID Verification
- Offer multiple opportunities at once
- Download/print app form specifics
- Customisable declarations to suit your needs
- Digital signature capture using touchscreen devices



# INFUSE

## LENDING MANAGEMENT

# INFUSE


Lending management made easy

Infuse is a modern cloud-based software solution for consumer and business finance providers. The system exhibits great flexibility not normally associated with back-end financial systems. Institutions operating from multiple locations benefit from the system's centralised database which eliminates data redundancy and allows end-users to directly access the system from wherever they are.

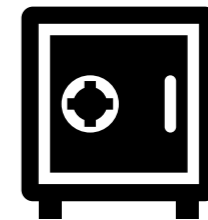
The package boasts clever features such as a built-in CRM, paperless document management, comprehensive user security rules and more.



Lightning Fast  
and easy to use



Highly flexible  
and scalable



Secure and  
compliant



# INFUSE

## LOANS

Our flexible lending system covers almost any type of loan you could think of. Contact us today.

### Core Features

- Flexible amortization calculator
- Comprehensive loan origination process
- Contract document preparation and printing
- Consumer or Business options
- Secured or Unsecured options
- P&I, IO and lines of credit
- Payments paid in arrears or advance
- Direct debit repayment processing
- Arrears Management
- Single click or automatic interest runs
- Variable interest rate management
- Infinite transaction history
- Cash management functions
- Comprehensive search functions
- Categorise loans by Dealer and Group
- Built-in Customer Relationship Management System
- Built-in document management (paperless operation)
- Modern database design minimising data redundancy
- Comprehensive user access control

### Customer Correspondence

- Loan Quotations including amortization schedules
- Application Forms
- Loan Contracts
- Privacy Authorisation Agreements
- Cheques for Disbursement
- Account Statements (variable from and to dates)
- Payout Quotations
- Arrears Notices (7 days and 21 days)

### Reports

- Arrears
- Product Exposures
- Industry Exposures
- Fixed Rate Maturity
- Interest Rate Summary
- GL Reconciliation
- Finalised Accounts
- Loan Registry
- New Business
- Transaction Audit
- Expiring Insurances
- & more

# INFUSE

Simplified Loan Account Maintenance

The screenshot displays the TITANIUM software interface for a Secured Business Loan Account. The interface is divided into several sections:

- Navigation Menu:** A sidebar on the left with categories like General Ledger, Assets, Finance, Receivables, Loans, and Administration.
- Account Details:** A central panel showing account information for 'Titanium Digital Pty Limited - 1st Mortgage (Line of Credit)'. It includes fields for Account Number (441560), Account Name, Product Type (Secured Business Loan), and Account Rating (LVR: 33.66%). A gauge chart shows the LVR level.
- Finance Details:** A section below account details showing Settlement Date (08/01/2020), Limit (\$10,000,000.00), Interest Rate (14.00% Fixed), and Interest YTD.
- Repayment Options:** Shows Repayment Arrangement (Line of Credit) and Line Fee Percentage (2.50%).
- Other Details:** Lists Lending Officer (Nick Namini), Branch (Main Branch), Group (General), Franchise Group, Dealer (Direct Business), and Statement Frequency (Monthly).
- Borrowers:** A table listing the borrower: Titanium Digital Pty Limited.
- Authorised Parties:** A table listing parties: Bloggs, Mary (Beneficiary) and Bloggs, Joe (Guarantor).
- Transactions:** A large table showing a list of transactions with columns for Transaction Date, Narrative, Debit, Credit, and Balance. Transactions include interest payments, line fees, and drawdowns.

# INFUSE

## RENTALS AND LEASING

Our leasing package integrates with our asset management and GL systems to create a one stop shop solution for your business

### Core Features

- Flexible amortization calculator
- Contract document preparation and printing
- Consumer or Business options
- Financial or Operating options
- Payments paid in arrears or advance
- Direct debit repayment processing
- Arrears Management
- Unearned Revenue management
- Variable interest rate management
- Infinite transaction history
- Comprehensive search functions
- Categorise leases by Dealer and Group
- Built-in Customer Relationship Management System
- Built-in document management (paperless operation)
- Modern database design minimising data redundancy
- Comprehensive user access control

### Customer Correspondence

- Lease Quotations
- Application Forms
- Lease Contracts
- Privacy Authorisation Agreements
- Cheques for Disbursement
- Account Statements (variable from and to dates)
- Payout Quotations
- Arrears Notices

### Reports

- Arrears
- Receivables Reconciliation
- GST Reconciliation
- Unearned Revenue
- Transaction Audit
- Product Exposures
- Industry Exposures
- Expiring Insurances
- & more

**BALANCE**

**DEPOSIT MANAGEMENT**

# BALANCE


## DEPOSIT MANAGEMENT

Term deposit ledger management made easy

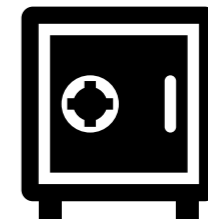
Designed for cash management funds and term deposit desk managers, Balance provides an excellent platform for the day-to-day management of a large term deposit ledger. Combined with our General Ledger, you'll have a holistic solution covering your corporate accounts and the reconciliation of cash at each of the ADI's.



Lightning Fast  
and easy to use



Highly flexible  
and scalable



Secure and  
compliant

# BALANCE

## DEPOSIT MANAGEMENT

Term deposit ledger management made easy

### Core Features

- Unlimited ADI's and financial institutions
- Rate card management
- Checks to ensure maturities fall on business days
- Two-part approval process for new TD's and maturities
- Automatic emails to ADI's with instruction letters
- Bank confirmation record keeping
- Instructions to redeem, rollover, split or break
- Process audit logging with user stamps and time stamps
- Infinite record keeping
- Excel export functions
- Administrative delete functions
- Comprehensive user access control
- Built-in Customer Relationship Management System
- Built-in document management (paperless operation)
- Modern database design minimising data redundancy

### Reports and Correspondence

- Notifications to Authorisers
- Upcoming Maturities Report
- CIO Report
- Notifications to custodians
- Instruction letters to banks
- TD Quotation



# COMPASS

## GENERAL LEDGER

# COMPASS

## INTEGRATED GENERAL LEDGER

Our General Ledger is a modern cloud-based ledger offering complete integration with the rest of our suite making for simplified end-user operation and financial reporting. The system employs a single centralised database designed to accommodate multiple companies, each with independent multi-tier charts of accounts.

The package features:

- Creditors
- Debtors
- Budgeting
- Banking
- A highly flexible reporting module
- GST Reporting
- Intercompany Postings and Reporting
- Allocation Accounts

and more...



# COMPASS

## BANKING

Bank reconciliations made easy

### Core Features

- Reconcile bank, loan or credit card accounts
- Manage multiple reconciling accounts
- Easy bank-reconciliation process
- Bank statement import facility. Keying-in not required
- BPAY transaction import facility
- Raise transaction function for quick journals
- One-to-many transaction reconciliation
- Daily bank reconciliation report in PDF
- Auto-matching of regular bank statement items
- Sundry deposit and payment processing
- Memorised Transactions

### Simplified Bank Reconciliation

Easily reconcile your accounts by matching GL transactions to bank transactions

| Batch ID                    | Date       | Transaction Type | Reference Number | Narrative                    | Amount     | Match             | Date       | Effective Date | Transaction Type | Reference Number | Narrative          | Amount   |
|-----------------------------|------------|------------------|------------------|------------------------------|------------|-------------------|------------|----------------|------------------|------------------|--------------------|----------|
| General Ledger Transactions |            |                  |                  |                              |            | Bank Transactions |            |                |                  |                  |                    |          |
| 50698                       | 07/09/2023 | Cash Receipt     |                  |                              | 1,000.00   | ✓                 | 07/09/2023 | 07/09/2023     | Journal          | 00002            | Journal            | 1,000.00 |
| 50699                       | 05/09/2023 | Cash Receipt     |                  |                              | 1,000.00   | ✓                 | 05/09/2023 | 05/09/2023     | Cash Receipt     | 000001           | Cash receipt (ABC) | 1,000.00 |
| 50700                       | 05/09/2023 | Cash Receipt     |                  | Cash Receipt                 | 1,000.00   |                   | 05/09/2023 | 05/09/2023     | cash receipt     | 00000            | Cash Receipt       | 1,000.00 |
| 50700                       | 05/09/2023 | Cash Receipt     |                  | Cash Receipt                 | (909.09)   | ⊘                 |            |                |                  |                  |                    |          |
| 50699                       | 05/09/2023 | Cash Receipt     |                  |                              | (1,000.00) | ⊘                 |            |                |                  |                  |                    |          |
| 50698                       | 07/09/2023 | Cash Receipt     |                  |                              | (909.09)   | ⊘                 |            |                |                  |                  |                    |          |
| 50694                       | 05/10/2023 | Invoice          |                  | Invoice                      | (4,545.45) | ⊘                 |            |                |                  |                  |                    |          |
| 50695                       | 10/10/2023 | Invoice          | 00000            | Invoice                      | 2,500.00   | ⊘                 |            |                |                  |                  |                    |          |
| 50692                       | 17/10/2023 | Cash Receipt     | 00000            | Titanium Digital Pty Limited | 1,000.00   | ⊘                 |            |                |                  |                  |                    |          |
| 50693                       | 17/10/2023 | Invoice          |                  | Invoice                      | (9,090.91) | ⊘                 |            |                |                  |                  |                    |          |

Variance: 0.00

# COMPASS

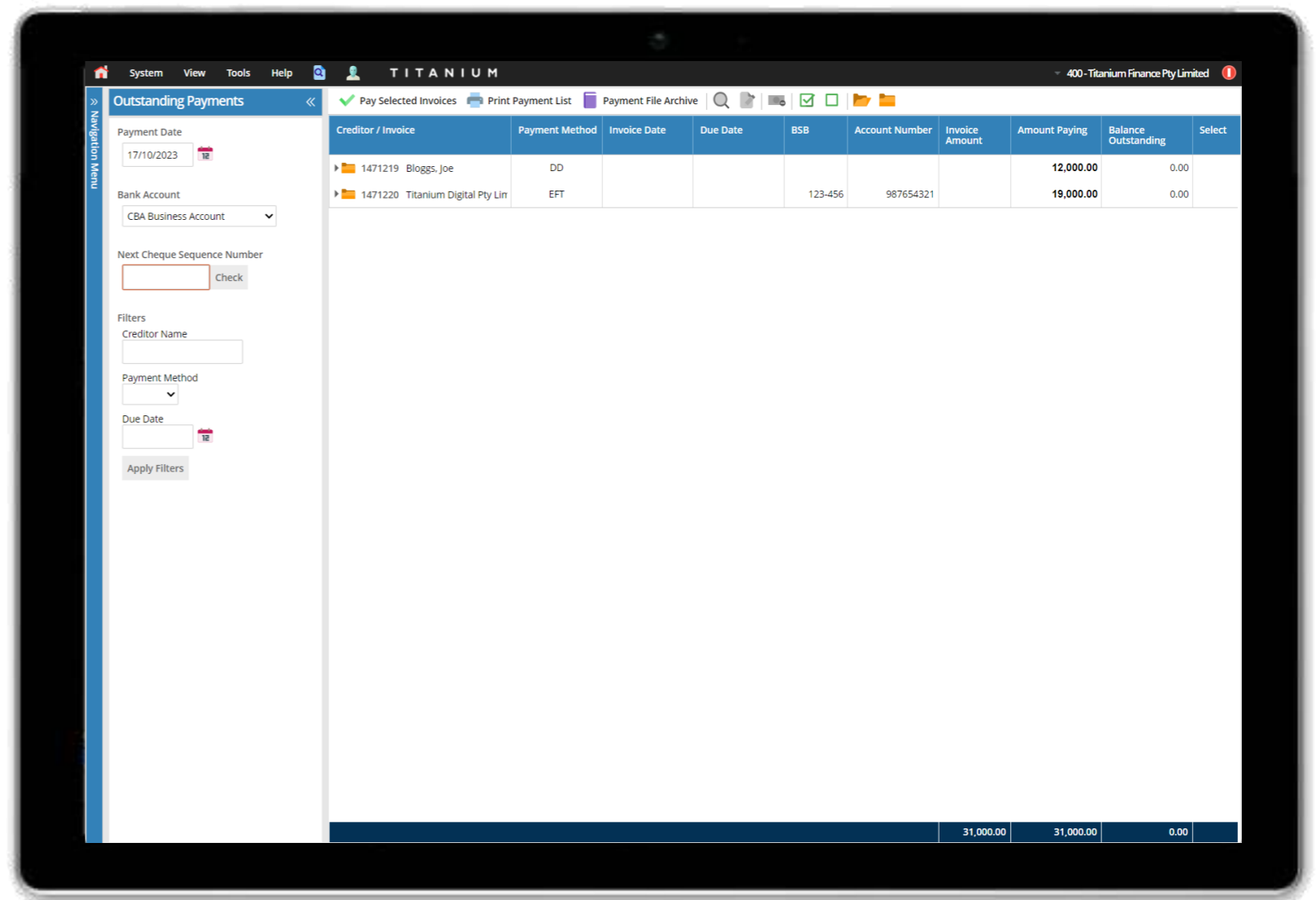
## CREDITORS

### Core Features

- Unlimited creditor records and invoices per company
- Unlimited historical transactions
- Select which invoices to pay in batch
- ABA file production for quick payments
- Print cheques for payment
- Email remittance advice
- Record credit notes
- Aged trial balances
- Comprehensive user access control

### Simplified Creditor Payments

Pay creditors with a single click



# COMPASS

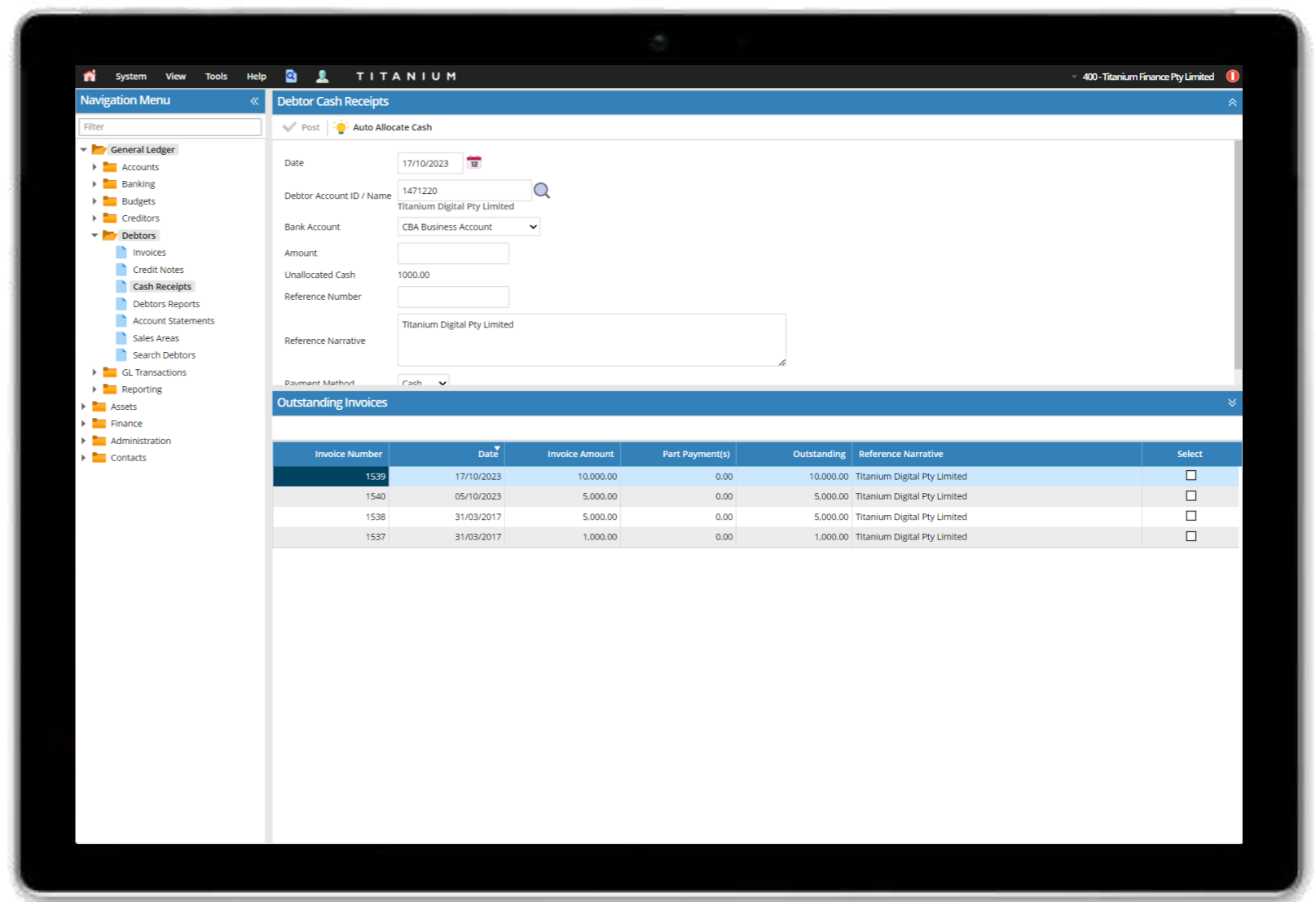
## DEBTORS

### Core Features

- Unlimited debtor records and invoices per company
- Unlimited historical transactions
- Generate account statements
- Generate and issue invoices
- Provisions for credit notes
- Part payments and unallocated cash
- Aged trial balance

### Simplified Cash Receipts

Record cash receipts from debtors



# COMPASS

## BUDGETS

### Core Features

- Create unlimited budgets per financial year per company
- Duplicate budget function prevents rekeying of amounts
- Import feature allows import from Excel
- Auto calculation of budgeted profit/loss per ledger tier
- Copy, Average, Split, Percentage and Round functions
- Comprehensive user access control

### Budget Maintenance Screen

Most operator based functionality is accessible from the one screen

| Account Number         | Account Name               | July 2016 | August 2016 | September 2016 | October 2016 | November 2016 | December 2016 | January 2017 | February 2017 | March 2017 | April 2017 | May 2017 | June 2017 | Year Total |
|------------------------|----------------------------|-----------|-------------|----------------|--------------|---------------|---------------|--------------|---------------|------------|------------|----------|-----------|------------|
| 4000                   | Primary Income Category    | 8333.33   | 8333.33     | 8333.33        | 8333.33      | 8333.33       | 8333.33       | 8333.33      | 8333.33       | 8333.33    | 8333.33    | 8333.33  | 8333.33   | 99999.96   |
| 4001                   | Secondary Income Category  | 0.00      | 0.00        | 0.00           | 0.00         | 0.00          | 0.00          | 0.00         | 0.00          | 0.00       | 0.00       | 0.00     | 0.00      | 0          |
| 4002                   | Other Income               | 0.00      | 0.00        | 0.00           | 0.00         | 0.00          | 0.00          | 0.00         | 0.00          | 0.00       | 0.00       | 0.00     | 0.00      | 0          |
| 4100                   | Profit/Loss on Sale of Ass | 0.00      | 0.00        | 0.00           | 0.00         | 0.00          | 0.00          | 0.00         | 0.00          | 0.00       | 0.00       | 0.00     | 0.00      | 0          |
| 5000                   | Accountancy Fees           | 0.00      | 0.00        | 0.00           | 0.00         | 0.00          | 0.00          | 0.00         | 0.00          | 0.00       | 0.00       | 0.00     | 0.00      | 0          |
| 5010                   | Advertising & Promotions   | 0.00      | 0.00        | 0.00           | 0.00         | 0.00          | 0.00          | 0.00         | 0.00          | 0.00       | 0.00       | 0.00     | 0.00      | 0          |
| 5020                   | Bank Charges               | 0.00      | 0.00        | 0.00           | 0.00         | 0.00          | 0.00          | 0.00         | 0.00          | 0.00       | 0.00       | 0.00     | 0.00      | 0          |
| 5030                   | Cleaning                   | 0.00      | 0.00        | 0.00           | 0.00         | 0.00          | 0.00          | 0.00         | 0.00          | 0.00       | 0.00       | 0.00     | 0.00      | 0          |
| 5040                   | Computer Maintenance &     | 0.00      | 0.00        | 0.00           | 0.00         | 0.00          | 0.00          | 0.00         | 0.00          | 0.00       | 0.00       | 0.00     | 0.00      | 0          |
| 5050                   | Computer Hardware          | 0.00      | 0.00        | 0.00           | 0.00         | 0.00          | 0.00          | 0.00         | 0.00          | 0.00       | 0.00       | 0.00     | 0.00      | 0          |
| 5060                   | Conference/Staff Training  | 0.00      | 0.00        | 0.00           | 0.00         | 0.00          | 0.00          | 0.00         | 0.00          | 0.00       | 0.00       | 0.00     | 0.00      | 0          |
| 5080                   | Depreciation               | 0.00      | 0.00        | 0.00           | 0.00         | 0.00          | 0.00          | 0.00         | 0.00          | 0.00       | 0.00       | 0.00     | 0.00      | 0          |
| 5090                   | Directors Fees             | 0.00      | 0.00        | 0.00           | 0.00         | 0.00          | 0.00          | 0.00         | 0.00          | 0.00       | 0.00       | 0.00     | 0.00      | 0          |
| 5100                   | Electricity                | 0.00      | 0.00        | 0.00           | 0.00         | 0.00          | 0.00          | 0.00         | 0.00          | 0.00       | 0.00       | 0.00     | 0.00      | 0          |
| 5110                   | Filing Fees                | 0.00      | 0.00        | 0.00           | 0.00         | 0.00          | 0.00          | 0.00         | 0.00          | 0.00       | 0.00       | 0.00     | 0.00      | 0          |
| 5120                   | Interest Paid              | 0.00      | 0.00        | 0.00           | 0.00         | 0.00          | 0.00          | 0.00         | 0.00          | 0.00       | 0.00       | 0.00     | 0.00      | 0          |
| 5125                   | Internet Costs             | 0.00      | 0.00        | 0.00           | 0.00         | 0.00          | 0.00          | 0.00         | 0.00          | 0.00       | 0.00       | 0.00     | 0.00      | 0          |
| 5130                   | Insurance Costs            | 0.00      | 0.00        | 0.00           | 0.00         | 0.00          | 0.00          | 0.00         | 0.00          | 0.00       | 0.00       | 0.00     | 0.00      | 0          |
| 5140                   | Legal Costs                | 0.00      | 0.00        | 0.00           | 0.00         | 0.00          | 0.00          | 0.00         | 0.00          | 0.00       | 0.00       | 0.00     | 0.00      | 0          |
| 5150                   | Magazines, Journals Etc.   | 0.00      | 0.00        | 0.00           | 0.00         | 0.00          | 0.00          | 0.00         | 0.00          | 0.00       | 0.00       | 0.00     | 0.00      | 0          |
| 5160                   | Motor Vehicle Expenses     | 0.00      | 0.00        | 0.00           | 0.00         | 0.00          | 0.00          | 0.00         | 0.00          | 0.00       | 0.00       | 0.00     | 0.00      | 0          |
| 5161                   | Office Furniture and Equi  | 0.00      | 0.00        | 0.00           | 0.00         | 0.00          | 0.00          | 0.00         | 0.00          | 0.00       | 0.00       | 0.00     | 0.00      | 0          |
| 5165                   | Postage, Printing and Op   | 0.00      | 0.00        | 0.00           | 0.00         | 0.00          | 0.00          | 0.00         | 0.00          | 0.00       | 0.00       | 0.00     | 0.00      | 0          |
| 5170                   | Rent and Outgoings         | 0.00      | 0.00        | 0.00           | 0.00         | 0.00          | 0.00          | 0.00         | 0.00          | 0.00       | 0.00       | 0.00     | 0.00      | 0          |
| 5180                   | Repairs & Maintenance      | 0.00      | 0.00        | 0.00           | 0.00         | 0.00          | 0.00          | 0.00         | 0.00          | 0.00       | 0.00       | 0.00     | 0.00      | 0          |
| 5190                   | Salaries & Wages           | 0.00      | 0.00        | 0.00           | 0.00         | 0.00          | 0.00          | 0.00         | 0.00          | 0.00       | 0.00       | 0.00     | 0.00      | 0          |
| 5200                   | Software Licence Fees      | 0.00      | 0.00        | 0.00           | 0.00         | 0.00          | 0.00          | 0.00         | 0.00          | 0.00       | 0.00       | 0.00     | 0.00      | 0          |
| 5210                   | Subscriptions              | 0.00      | 0.00        | 0.00           | 0.00         | 0.00          | 0.00          | 0.00         | 0.00          | 0.00       | 0.00       | 0.00     | 0.00      | 0          |
| Selection Total        |                            | 0.00      | 0.00        | 0.00           | 0.00         | 0.00          | 0.00          | 0.00         | 0.00          | 0.00       | 0.00       | 0.00     | 0.00      | 0.00       |
| Budgeted Profit/(Loss) |                            | 8,333.33  | 8,333.33    | 8,333.33       | 8,333.33     | 8,333.33      | 8,333.33      | 8,333.33     | 8,333.33      | 8,333.33   | 8,333.33   | 8,333.33 | 8,333.33  | 99,999.96  |

# COMPASS

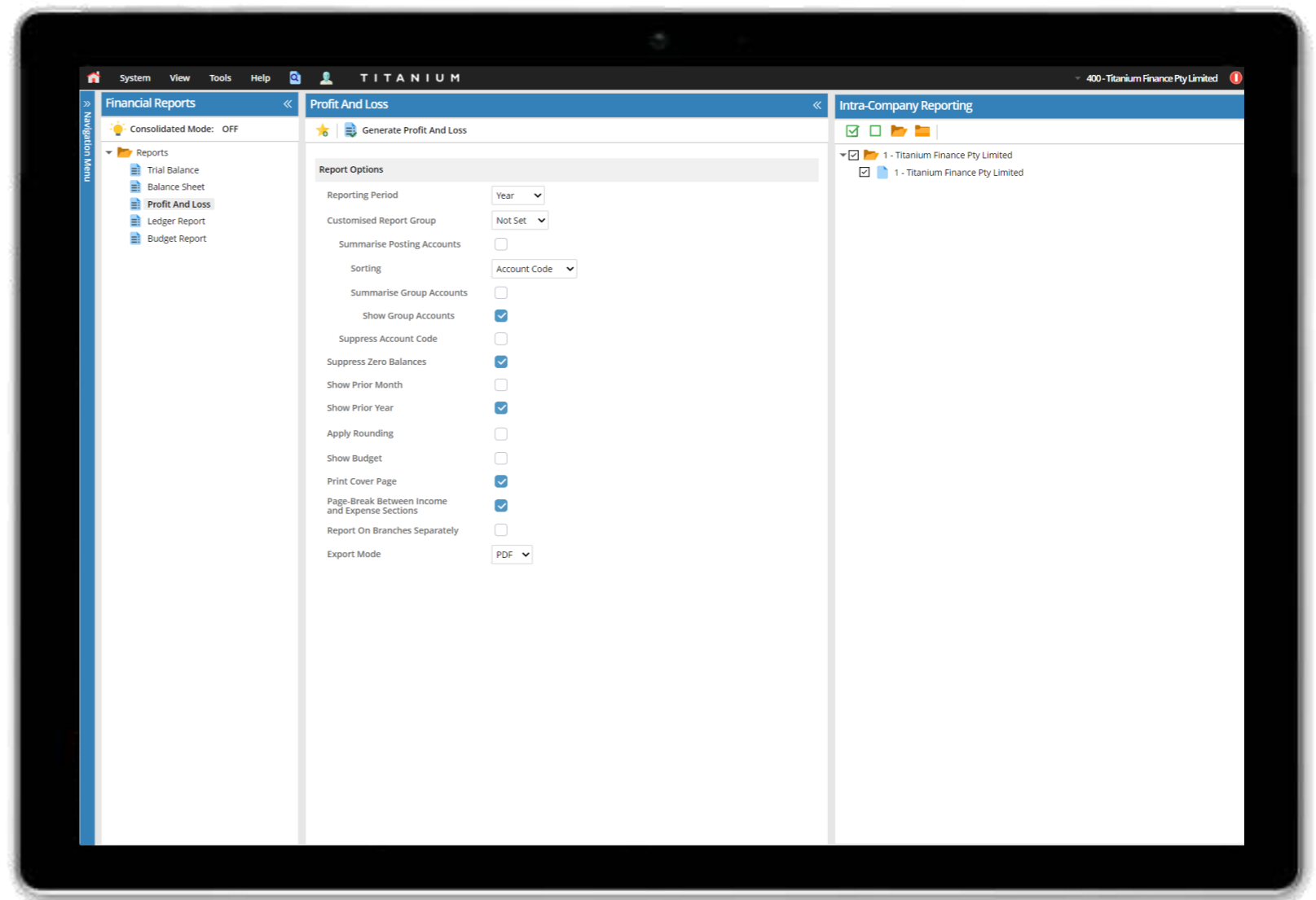
## FINANCIAL REPORTING

### Financial Reporting

- Flexible and fast reporting engine
  - Choose from:
    - Trial Balance
    - Balance Sheet
    - Profit & Loss
    - Ledger Report
    - Budget Report
  - Export to PDF, Excel, Word, HTML and Email
  - Several rounding options
  - Intra-company and Inter-company consolidated reporting
  - Report on company branches and divisions separately
  - Flexible summarising options
- & more...

### Financial Reports Screen

Allows the user to generate flexible financial reports



# COMPASS

## GST REPORTING

### GST Reporting

- Auto population of calculation sheet amounts
- Customisable GST codes and BAS mapping
- Print calculation sheets and BAS statements to PDF
- Infinite archiving of statements for audit purposes
- Produce consolidated BAS statements
- GST audit reporting
- GST override reporting

### Business Activity Statement

The screenshot displays the 'Business Activity Statement: Test BAS File' interface. The navigation menu on the left includes categories like General Ledger, Accounts, Banking, Budgets, Creditors, Debtors, GL Transactions, Reporting, Consolidations, Report Groupings, Financial Reports, GST Reporting, Fiscal Calendar, Assets, Finance, Administration, and Contacts. The main area is divided into two columns:

**GST amounts you owe the Tax Office from sales**

|                                                       |    |    |                      |       |
|-------------------------------------------------------|----|----|----------------------|-------|
| Total Sales (including any GST)                       | G1 | \$ | <input type="text"/> | Setup |
| Export Sales                                          | G2 | \$ | <input type="text"/> | Setup |
| Other GST-free sales                                  | G3 | \$ | <input type="text"/> | Setup |
| Input taxed sales                                     | G4 | \$ | <input type="text"/> | Setup |
| G2 + G3 + G4                                          | G5 | \$ | <input type="text"/> |       |
| Total Sales subject to GST (G1 minus G5)              | G6 | \$ | <input type="text"/> |       |
| Adjustment (if applicable)                            | G7 | \$ | <input type="text"/> |       |
| Total Sales subject to GST after adjustment (G6 + G7) | G8 | \$ | <input type="text"/> |       |
| GST on sales (G8 divided by eleven)                   | G9 | \$ | <input type="text"/> |       |

**GST amounts the Tax Office owes you from purchases**

|                                                                  |     |    |                      |       |
|------------------------------------------------------------------|-----|----|----------------------|-------|
| Capital purchases (including any GST)                            | G10 | \$ | <input type="text"/> | Setup |
| Non-capital purchases (including any GST)                        | G11 | \$ | <input type="text"/> | Setup |
| G10 + G11                                                        | G12 | \$ | <input type="text"/> |       |
| Purchases for making input taxed sales                           | G13 | \$ | <input type="text"/> | Setup |
| Purchases without GST in the price                               | G14 | \$ | <input type="text"/> | Setup |
| Estimated purchases for private use or not income tax deductible | G15 | \$ | <input type="text"/> | Setup |
| G13 + G14 + G15                                                  | G16 | \$ | <input type="text"/> |       |
| Total purchases subject to GST (G12 minus G16)                   | G17 | \$ | <input type="text"/> |       |
| Adjustment (if applicable)                                       | G18 | \$ | <input type="text"/> |       |
| Total purchases subject to GST after adjustments (G17 + G18)     | G19 | \$ | <input type="text"/> |       |
| GST on purchases (G19 divided by eleven)                         | G20 | \$ | <input type="text"/> |       |

# ASSETS

# ASSETS

## ASSET MANAGEMENT

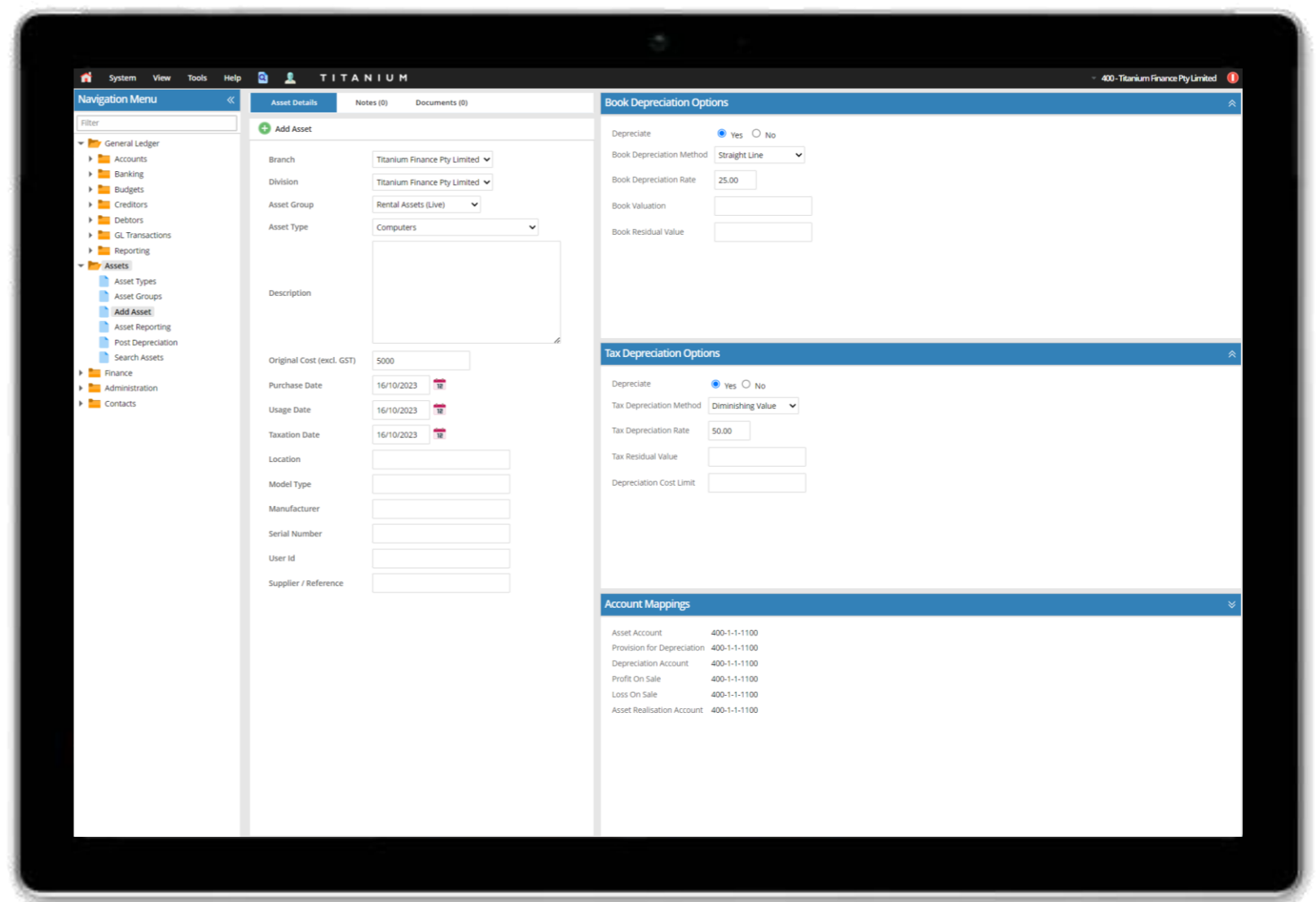
Our asset management system is holistically integrated with our GL and leasing systems to create the perfect platform for a lending operation

### Core Features

- COMPASS GL Integration by branch, division and asset group
- INFUSE leasing integration
- Customisable Asset Types with default depr. rates
- Asset disposal process with auto journals to GL
- Monthly depreciation journal postings
- Comprehensive search functions
- Built-in document management (paperless operation)

### Simplified Asset Maintenance

Most operator based functionality is accessible from the one screen





# ASSETS

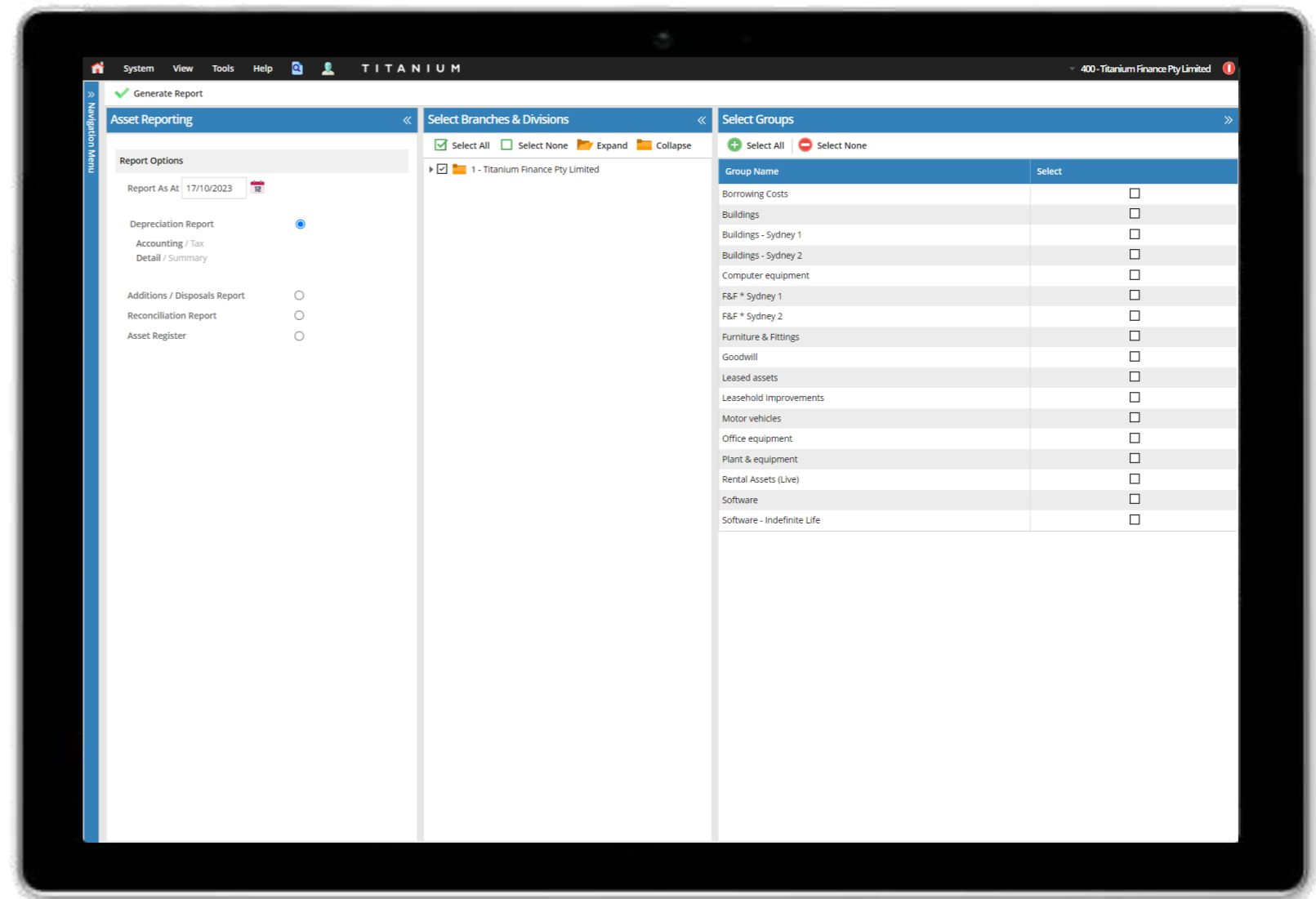
## ASSET MANAGEMENT

Our asset management system is holistically integrated with our GL and leasing systems to create the perfect platform for a lending operation

### Reports

- Accounting Depreciation (Detailed or Summarised)
- Tax Depreciation (Detailed or Summarised)
- Additions / Disposals Report
- COMPASS GL reconciliation report
- Asset Register
- Report by branch, division and asset group

### Maintainable Asset Types



# CLIENT RELATIONSHIP MANAGEMENT

# CRM

## CLIENT RELATIONSHIP MANAGEMENT

Our CRM is pre-packaged with our investments and lending packages

### Core Features

- Integrates with all aspects of our product suite
- Stores data in an ATO-compliant format for investment reporting
- Secure TFN & ABN storage including validation algorithms
- Store an unlimited number of the following records:
  - Addresses
  - Phone numbers
  - Email addresses
  - Bank accounts
  - Employment details
  - Personal references
  - Professional references
  - Assets, liabilities and income figures
- Feature rich notes register
- Built-in document management (paperless operation)
- Set alert flags against contact records
- Assign contacts to an industry code for reporting
- Tracks relationships with other contacts via investment or loan authorisations
- Specify family relationships between contacts
- TFN/ABN reporting
- Export to Excel functions
- Marketing mail-out features
- And more

### Simplified Contact Maintenance

Most operation-based functionality is accessible from the one screen

